

# MAASTRICHT

## SITE- SPECIFIC GUIDE



ACADEMIC  
STUDIES  
ABROAD

# Table of Contents

---

<b>01</b>	Pre-Departure.....	Page 3
<b>02</b>	Arrival.....	Page 9
<b>03</b>	Academics.....	Page 10
<b>04</b>	Everyday Life.....	Page 17
<b>05</b>	Staying In Touch.....	Page 20

# Pre-Departure

Please see our Pre-Departure Guide for All Programs for additional important pre-departure information!

Please add the important numbers to your phone

<p>ASA Office in Boston, MA Academic Studies Abroad 1329 Highland Avenue - Suite 1 Needham, MA 02492</p> <p>Tel: 617-327-9388 24-hour Emergency Cell: 857-366-6821</p> <p>Email: hello@academicstudies.com Web: <a href="http://www.academicstudies.com">www.academicstudies.com</a></p>	<p>Maastricht University Minderbroedersberg 4-6 6211 LK Maastricht The Netherlands</p> <p>TEL: +388 2222 EMERGENCY LINE: 1333 Student Service Center Email: study@maastrichtuniversity.nl</p> <p>Laura Byrd International Relations Officer + 31 611 725 444</p> <p>Ilja: +31 634 381 093</p>
<p><u>US Embassy in Netherlands</u> John Adams Park 1 2244 BZ Wassenaar Phone: +31 70 310-2209</p>	<p>Additional Emergency Numbers (Local numbers, as dialed in the Netherlands)</p> <p>Police, Fire, Ambulance: 112</p>


In an emergency, please contact your ASA Site Director immediately.  
It is of utmost importance that you notify your Site Director of any problems, issues,  
or concerns that you encounter while you're abroad.

011 = International Dialing Code

31 = Netherlands Country Code

# International Dialing Instructions

- Within the Netherlands: Dial the local number as is, including the beginning 0
- How to call the Netherlands from the U.S.: Dial 011 31 plus the local number but drop the first 0 of the local number. For example, if the number you're trying to call is 0 1865 483 060, then you would dial 011-31-1865 483 060.
- How to call the U.S. from the Netherlands: 011 + area code and number



# Passport & Visa

All U.S. citizens must have a passport that is valid for at least 6 months beyond the day you plan to return to the U.S.

What should I do if I lose my passport?

Contact the local police, the U.S. Embassy, and your Site Director immediately. Having a photocopy of your passport on hand will make it MUCH easier to have it replaced.

## MANDATORY: YOU MUST ENROLL IN STEP BEFORE DEPARTURE

STEP registration is MANDATORY to complete before departure. This free service, offered by the US Department of State, enables the DOS to quickly contact US citizens abroad during emergencies, such as natural disaster, civil unrest, or a family emergency. By registering, you also get real time updates about safety, security, health, and weather in country. Click this link to complete your STEP registration before departure:

<https://mytravel.state.gov/s/step>

## IF YOU DON'T HAVE A U.S. PASSPORT, PLEASE NOTIFY ASA IMMEDIATELY!

Non-U.S. citizens may have a different visa process than described below, that requires steps to be taken in the U.S. or your home country before you arrive in The Netherlands.

## Obtaining Your Visa (Dutch Residence Permit): Semester Students

**You must have your passport stamped upon your first entry into the Netherlands!**

This will document your entry into the country; failing to get your passport stamped could cause problems with your residence permit.

Your "visa" is actually called a "Dutch Residence Permit". You DO NOT have to attend a visa appointment at a consulate in the U.S. prior to departing for Maastricht, instead, you will be contacted by Maastricht University's Visa Office regarding a handful of documents you must provide to them so that they can obtain your Residence Permit for you.

The documents they will ask for are the following:

- a. Copy of your passport
- b. Completed Consent Form – UM will provide you with this document – This document authorizes the UM Visa office to arrange the application on your behalf (Please bring a printed copy with you to Maastricht).
- c. Apostilled Birth Certificate—More information regarding your apostilled birth certificate will be provided to you from your ASA program manager.

Once all of these documents have been submitted to UM, you will receive a message if all of the documents satisfy the conditions. Your residence permit will then be requested from the Dutch Immigration and Naturalization Service and you will be informed about the IND's decision. Only then do you officially have permission to study in the Netherlands. Your ASA program manager will help you through this process.

## Summer Students

Students from the United States do not need a visa to enter the Netherlands for a summer program. However, a passport, valid for at least six months after you leave the Netherlands, is required. Because you will stay in the Netherlands for less than 90 days you do not need a temporary residence permit. Please make sure you bring proof of CISI insurance for the duration of your stay in the Netherlands.

# Electronic Travel Authorization (ETA)

## For visiting & transiting through England, Scotland, Wales & Northern Ireland

### WHO:

For United States (US) passport holders, the ETA is required for anyone traveling through the UK for study, visit, or transit through (layover), via any method of transportation (e.g. plane, train, boat). If you are traveling on a non-US passport, first check to see if you can apply for an ETA [here](#). If your country is not yet approved for the ETA, notify your ASA Program Manager immediately (617-327-9388) for next steps.

### WHAT:

The Electronic Travel Authorization (ETA) is a permission to travel for those who do not currently need to obtain a visa or do not have a United Kingdom (England, Scotland, Wales, and Northern Ireland) immigration status. **The ETA is valid for two (2) years from date of issue, or until passport expires, whichever is sooner.** It is valid for multiple journeys and must be valid for the entirety of your stay. It cannot be extended.

The ETA is digitally linked to your passport. There is no physical component. While you are not required to show a paper copy, we highly recommend saving a screenshot and/or printing your ETA approval email and adding it to your acceptance documents for your records. You are required to send a copy of your ETA approval email to your ASA Program Manager. To see how to apply, read on.

### HOW:

Students apply for the ETA electronically via the [UK ETA app](#)

Application Steps:

1. Watch the short "Getting Started: Applying for the UK ETA" video.
2. Gather information for the ETA application (contact information, physical valid U.S. passport in hand, recent photo or headshot, method of payment). Your flight itinerary is not required to apply.
3. Follow the instructions on the app or the UK GOV website. We recommend applying and getting approval at least 1 week prior to arrival in the UK.
4. Once received, SAVE your UK ETA approval email as a pdf or jpeg. Be sure that it is legible and email a copy to your ASA Program Manager. This is a critical step, as we must ensure you are complying with immigration requirements.

\*\* Students studying abroad for a semester in the UK must still meet the Standard Visitor Visa eligibility requirements. Carry your ASA and host institution documents with you, as you may be asked questions at the UK border about your eligibility and the activities you plan to do. \*\*

# EES: Europe's Biometric Entry/Exit System

## Overview of EES:


- **Purpose:** EES is a digital system that tracks border crossings for non-EU nationals by collecting passport scans, facial photos, and fingerprints, replacing traditional passport stamps. This system replaces passport stamps with biometrics (fingerprints).
- **Cost:** The system is free; travelers should avoid any services or apps that charge fees.
- **Registration:** Initial registration occurs upon the first entry, after which the registration remains valid for up to 3 years. Subsequent entries utilize "EES READY" lanes for faster processing.

## Who Must Use EES:

- US and other non-EU nationals who do not possess a long-stay visa, including those on programs lasting under 90 days.
- Travelers entering or moving through these countries before their long-stay visa or residence permit begins, or after it expires.
- Students arriving in The Netherlands who have not yet been issued their residence permit.
- **Note:** Travelers must monitor their travel dates to avoid exceeding the 90-day limit, as overstaying may lead to fines, deportation, or future travel bans.

## EES Guidance:

- Please review the [EES Guidance document](#) that ASA has put together.
- If you have any questions, contact your Program Manager before departure.



# Budgeting for Study Abroad

The EURO (€) became the official currency of the Netherlands in 2002. Bills come in denominations of €5, €10, €20, €50, €100, €200, and €500. Coins come in denominations of €2, €1, 50 cents, 20 cents, 10 cents, 5 cents, and 1 cent.

Exchange rates fluctuate, so check <http://www.xe.com/ucc/convert.cgi> for today's exchange rate.

## How much money should I bring?

US\$250-300 per week of your stay

*Please note that these are general guidelines based on what past students have reported spending. Some students spend less and others more. The above figures do not allow for traveling every weekend, eating out a lot, or shopping every day.*

## What expenses should I budget for?

Please note: *Housing, medical insurance, and all other ASA services are not included during the break between semesters or terms.*

1. **Books and materials for your classes** Budget US\$200 per semester/summer
2. **Local transportation** Budget \$250 per semester. Local transportation includes getting around town during your free time, getting to and from where your group is meeting to depart for an excursion or academic field trip, and getting home afterwards. This may include paying for bus and taxi fares.
3. **Cell phone** Budget US\$400 per semester/\$100 per summer
4. **Spending money / Personal expenses** Entertainment, shopping, souvenirs, dining out, travel, haircuts, toothpaste, etc. This is accounted for in our weekly money recommendation.
5. **Meals on excursions** (Accounted for in weekly recommendation above)
6. **Transportation back to the airport at the end of the program** Budget US\$100
7. **Have at least \$1,000 in savings for emergencies**

## Resources for Saving Money

- **International Student Identity Card (ISIC)**
  - The ISIC card is the only internationally accepted student identity card which provides student status verification, thousands of discounts worldwide and access to the global student community.
- **Lonely Planet Travel Books**
  - Discover the world through the eyes of Lonely Planet's network of global travel writers with their curated selection of guidebooks designed to help you plan unforgettable experiences. Go with a plan. Come back with a story.

# Arrival

What should I do when I get off the plane at Amsterdam Schipol (AMS) airport?

## 01 Passport Control/Immigration

After you de-plane, you will go through Passport Control (also called Immigration/Customs), where you should get your passport stamped. It may take up to an hour or more to pass through Immigration.

## 02 Baggage Claim

After Passport Control and Customs, follow signs to baggage claim. Delayed baggage must be reported to your airline's lost luggage counter before exiting the baggage claim area. Staff cannot meet you at Baggage Claim.

## 03 Meet ASA Staff

Representatives from Maastricht University will be waiting for you in the airport lobby. There will be a big table and banner plus a lot of t-shirted staff waving.

### If my flight is delayed, will you still pick me up at the airport?

If you will not be arriving as scheduled, it is YOUR responsibility to notify the emergency contact person indicated on your Last-Minute Checklist. They will let you know if you will still be picked up at the airport. We will make every effort to pick you up.

### If unable or choosing not to join airport pick-up:

If you are unable to join our airport pick up, because you arrive after the meeting time or at a different airport, you can easily take a train or shuttle to Maastricht.

If arriving at Brussels Airport: [Taxi or Shuttle Services](#)

If arriving at Amsterdam Airport: [Train Services](#)

From Maastricht train station you will then have to make your way to the Guesthouse (Brouwersweg 100, 6216 EG Maastricht).

You can either take:

- Taxi (the taxi stand is located outside the train station on the left-hand side, costs will be 15-20€)
- Bus (Busses 1,2,5 to Sint Annalaan, from there it is a 5-minute walk to the Guesthouse, costs will be around 5€)

### HELPFUL TIPS

Address for delivery of delayed luggage:

Your Name  
UM Guesthouse  
Brouwersweg 100  
6216 EG Maastricht  
The Netherlands  
(You will receive your specific room allocation before departure.)

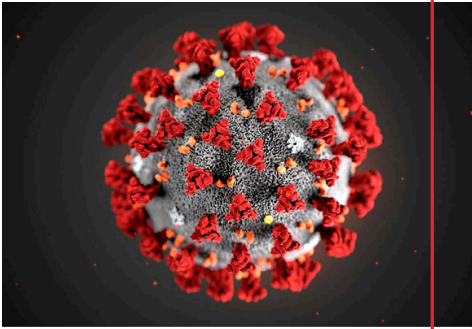
# Academics

**Maastricht University**  
Minderbroedersberg 4-6  
6211 LK Maastricht  
The Netherlands  
+31 43 388 2222

## HELPFUL TIPS

Website:

[Maastricht University](https://www.maastrichtuniversity.nl)



## COVID-19

Your host university may have COVID-19 protocols you must follow, such as sanitizing your desk after class, not congregating indoors, wearing a mask, sanitizing hands, and others. Please follow accordingly.



## Use your official name

Whenever you are asked to write your name at Maastricht University (i.e. during enrollment), always write your official first and last name, not a nickname.



## Academic Calendar

A detailed Calendar of Events, including orientation and excursion dates & locations, will be emailed to you about 2 weeks before your program starts. Calendar is subject to change. Click [here](#) to view the general Academic Calendar for your upcoming program (which includes dates of any breaks).

## Maastricht University

Maastricht University (UM), located in the south of the Netherlands, is internationally renowned for its innovative educational methods, dynamic research portfolio, and diverse international population. The university occupies landmark buildings spread throughout the city center, and houses its medical and psychology faculties in the suburb of Randwyck alongside its teaching hospital. You will be enrolled in the Center for European Studies program, shortened to CES.

## Orientation

All orientation meetings are MANDATORY. Your study abroad program starts with an extensive two-week introduction that offers a mixture of social activities, academic sessions, cross-cultural seminars and more. The goal of the introduction is to prepare you for your stay in the Netherlands as well as your studies at Maastricht University. You will receive more information regarding orientation about 1 week before you depart.

Upon arrival at the dorms you will receive a Maastricht University bag which contains orientation and program information as well as information about the university and city of Maastricht (including a map) among others. Your CES program coordinator will be on site to welcome you and assist with any questions you might have. You will have the option of getting a Dutch SIM card (with a Dutch phone number) from CES. You will also receive an electrical adapter that will enable you to connect your electrical devices to Dutch sockets.

## The International Classroom

Maastricht University is the most international and fully bilingual (English & Dutch) university in the Netherlands, with most programs taught entirely in English. UM has over 17,000 students and more than 2,100 academic staff. 50% of students and 40% of the teaching staff come from abroad. When studying in Maastricht, you encounter different languages and cultures every day, inside and outside the classroom.

## Problem-Based Learning (PBL)

True to the Dutch tradition of inclusion and compromise, students at Maastricht University widely use Problem-Based Learning. More than just an educational method, PBL is student-centered and student-led, with lecturers and professors providing guidance during the learning process. In small tutorial groups, students analyze real-world problems similar to those they will encounter in their careers. Under the guidance of a professor, students set learning goals together, conduct independent research on each topic and then come together to share their findings and collaborate on solutions. Students find this learning method motivating and rewarding. PBL has one of the highest knowledge retention rates of any educational method and continues to be used at some of the leading universities in the world, including Harvard Medical School, McMaster University and the University of London.

## Changing Courses

Course registrations are finalized before students arrive in Maastricht. Changing courses after students are registered is no longer possible. Requests for course changes will be reviewed on a case-by-case basis and only for academic reasons. **Please note that there is no add/drop period at Maastricht University once courses have started.**

## Withdrawing from Courses

Each CES program requires students to take a minimum number of courses or credits offered by Maastricht University and/or CES in order to be considered a full time student. The number of required courses or credits differs per program. Students are not allowed to take less courses or credits than the stated minimum number. Students can petition their program coordinator to be exempted from this rule and obtain permission to drop a course only on the basis of extraordinary circumstances, such as, but not limited to: extended and severe illness, family related issues for which a student needs to travel back home, psychological issues, etc. Each request will be considered on a case-by-case basis by the CES Board of Examiners and the student's own study abroad or academic advisor. CES may require the student to provide proof such as a medical statement.

## Course Schedule

Course schedules are subject to change. Students should not make any travel plans until the schedules are finalized as academic work takes precedence over travelling. Should any scheduling issues arise, your CES coordinator will help to resolve them.

## Attendance

Maastricht University (UM) has compulsory attendance requirements for all courses, projects, tutorial group meetings, skills training and course related practical trainings, which differ per faculty. The attendance rules are specified in each course manual and in the Education and Examination Regulations published by each faculty, college or school. It is the responsibility of the student to know and comply with the appropriate attendance rules.

At CES, students are expected to attend all meetings. If circumstances prevent students from complying with this rule, they are only permitted to miss one meeting per course. For a second missed meeting, or a missed double session or field trip (four hours), students need to complete a make-up assignment to comply with CES attendance requirements. Students who miss more than four hours of class automatically fail the course.

CES courses may include field trips. Field trips may contribute to the overall grade of a course and are always mandatory. Students can compensate for a missed field trip by completing a make-up assignment. Please note that often field trips count as two meetings (four hours).

A professor can, with approval of the CES Board of Examiners, deviate from the above and require a higher attendance. In such a case the attendance criteria have to be clearly indicated in the course manual and/or other educational material (e.g. the student portal). The student is then required to comply with these deviating attendance criteria.

# Academics

---

## Absence

The professor notes attendance at the start of each meeting. In order to be registered as 'present', students need to be on time and participate in an active manner. Students who are more than 15 minutes late or who leave before the meeting has officially ended will be registered as absent. More strict attendance requirements may apply, please refer to the course manual.

In case of absence due to illness or other personal circumstances, students are required to email the professor and program coordinator before the start of the meeting. The written notification should include the student's name and a brief description of the reason or cause and the expected duration of the absence.

In case of longer absence, the program coordinator may require additional proof of the cause of the absence, for example a doctor's note. When the student returns, he/she must report to the program coordinator during the first day he/she has returned. CES cannot be held responsible if a student fails a course due to long-term absence, even if this absence is due to illness or other exceptional personal circumstances.

## Make Up Assignment

Students who miss four hours of class or who have missed a field trip will not have met the attendance requirements of a CES course and can apply for a make-up assignment to comply with the CES attendance requirements. **Students who miss more than four hours of class automatically fail the course.** The student is required to submit a written request to [ces.info@maastrichtuniversity.nl](mailto:ces.info@maastrichtuniversity.nl) within three days after the missed meeting. The CES Board of Examiners will decide upon the validity of the reasons given. The CES professor determines the nature and volume of the assignment, which will be proportional to the number of missed meetings and the topics discussed. Make up assignments related to missed field trips may require students to do the excursion independently and at their own expense. The assignment must be completed and submitted to the CES professor via email within 10 working days.

## Fail, Pass & Credits (in relation to CES attendance requirements)

The CES professor will grade the make-up assignment with a pass or fail. Students who receive a pass for the make-up assignment will have met the attendance requirement. No final grade can be awarded for courses in which students have not met the attendance requirement. This will result in a 'No Grade (NG)' on the transcript. An NG automatically constitutes a fail and no credit is awarded.




## Assessment

Every course has its own requirements that students need to fulfill in order to pass the course. These requirements are mentioned in the course manual. An example from one of the course manuals (*note: this is only an example*):

Presentation(s): 25%; Participation: 25%; Final Exam: 50%

Most courses require a 5.5 or higher on the final exam (and sometimes also for each subgrade) in order to pass the entire course. At the School of Business and Economics, a professor may award a final grade of 1.0 if a student does not pass the final examination with a passing grade. Therefore, students are all well advised to carefully read the requirements of each course since they may vary. If a student fails a course, he/she should contact their CES program coordinator as soon as possible.



## Pass/Fail

It is not possible to remove failing grades from transcripts. However, depending on the policies of their home university/college, students may be able to take classes pass/fail. Before classes start, students will have to discuss this with their study (abroad) advisor at their home university/college and inform CES of their decision. Please note that CES transcripts always list numerical grades. It is up to a student's home university/college how these grades are transferred back.

## Exams

The method of examination varies per course. In most cases, students have to pass a written or oral examination at the end of the course, but it is also possible that the examination consists of (a combination of) a paper, take home exam, mid-term, active participation or presentation. You will be graded on each item and these count towards your final grade. Information about the final examination method per course can be found in the relevant course manual. The information in the course manuals is final.

## Oral Examinations

No more than one person is examined at an oral examination, unless the examiner has decided otherwise. An oral examination is open to the public, unless the professor has decided otherwise in a special case or the student has raised objections against this. A student may request for a second examiner to be present at an oral examination.

## Grades

You must check with your home institution to ensure you understand:

- The minimum grade you need to earn to receive transfer credit. Typically you need to earn a C or C+, but this can vary by institution. Check with your home institution to ensure you understand their requirements!
- Will your grades impact your GPA? Every institution handles this differently! Some institutions transfer in study abroad grades and it impacts your GPA. Some transfer in the grades and it doesn't impact your GPA. Others transfer in study abroad grades as pass/fail. Be sure you understand how your institution handles this.

You must check with your host institution or ASA Site Director upon arrival to ensure you understand:

- The deadline to change or drop classes. Classes dropped after your host institution's add/drop deadline will appear on your final transcript with a failing grade.
- What is your host institution's attendance policy? Absences from class will affect your grade and can result in a failing grade. Many institutions only allow a couple of absences a semester and only for valid reasons such as medical. Travel or family/friend visit is NOT ever an excused absence.

## Grades

<b>Dutch Grade</b>	10-8.6	8.5-8.0	7.9-7.7	7.6-7.4	7.3-7.0	6.9-6.7	6.6-6.4	6.3-6.0	5.9-5.5	5.4-5.0	4.9-0	NG
<b>US Grade</b>	A+	A	A-	B+	B	B-	C+	C	C-	D (No credit)	F (No Credit)	F (No Credit)

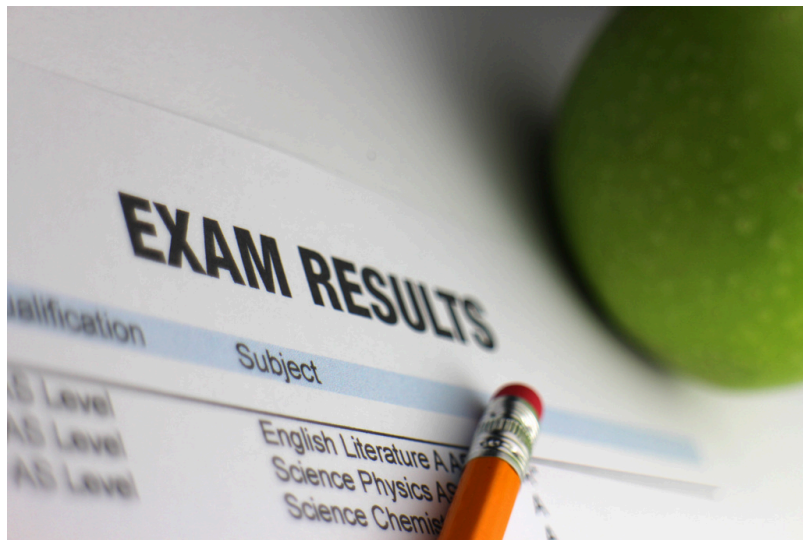
\*These are suggested grade equivalencies provided by the host institution and are SUBJECT TO CHANGE.  
Your home institution may use a different set of equivalencies.  
Your HOME INSTITUTION will ultimately determine your final grade and credit equivalencies.

## Time Limit for Assessment

The CES professor decides on the grade for a written or any other examination within 15 working days (+/- three weeks, excluding holidays) after the day the examination takes place. The professor provides the CES program coordinator with the details of the results. The program coordinator will then send the final grades to students via email. For Maastricht University courses, the publication of grades might take up to 20 working days (+/- four weeks). Grades are available on the student portal and/or on MyUM.

## Right of Review

Students can request a review of their assessment within a maximum of 30 days after the exam results are published.



## Fraud & Plagiarism

Fraud, including plagiarism, means actions or omissions by a student which make it impossible in whole or in part to properly evaluate his/her knowledge, understanding and skills. Plagiarism is understood as the presentation of one's own or other people's ideas or words without adequate reference to the source; presenting the structure or central body of thought from others without adequate reference to the source and thus passing it off as his/her own; not clearly indicating literal or almost literal quotations in the text, for example via quotation marks or a certain layout; paraphrasing the content of his/her own or other people's texts without adequate reference to the source; copying video, audio or test material, software and program codes from others without adequate reference to the source and thus passing them off as his/her own; copying work from fellow students and thus passing it off as his/her own; submitting work or assignments acquired from or written by a third party (whether or not for payment) and thus passing them off as his/her own.

## Sanctions

In case of plagiarism, CES or the faculty Board of Examiners may impose any of the following sanctions: a reprimand or exclusion from any (further) participation in one or more examinations for a period not exceeding one year.



## COVID-19 In Country

You are responsible for complying with all COVID-19 protocols and recommendations throughout your journey. COVID-19 protocols will vary based on the city where you are studying. Once you arrive, our Site Director(s) will educate you on the COVID-19 protocols you need to follow on site. PROTOCOLS ARE SUBJECT TO CHANGE WITHOUT NOTICE! Local officials make changes to protocols based on case data, which may become stricter or more relaxed at any time.

Your housing and host institution may have their own COVID-19 protocols you must follow as well. Once again, these are subject to change without notice.


## Living in Maastricht

Maastricht is a wonderful city to live: it has a beautiful city center and a very international atmosphere. Culture is high on the Maastricht agenda! You will find ten museums and presentation institutes, plus numerous galleries. The people of Maastricht like to eat out. There are numerous eateries, restaurants - some with Michelin stars -, bars and cafes where you can find French, Italian, Japanese, Chinese, Korean or Middle Eastern dishes. It's only 1.5 hours via train to Brussels, 2 hours to Amsterdam and Paris and Frankfurt are only 3 hours away! Check out this [site](#) for more information about living in Maastricht.



# Everyday Life

## Housing



All students live in the Maastricht University residence hall called *The Guesthouse*. Meals are not included. The residence hall offers dorm-style living with double-occupancy bedrooms. Each hallway has its own kitchen and bathroom facilities, which are shared among the residents. The residence hall houses international students and ASA students. While the building is co-ed, individual hallways are single-sex. Internet is included.

The Guesthouse is located approximately a 15-minute walk from campus, though many students choose to rent bicycles.

Students should read the online information about your Hall of Residence. It will help you become familiar with your hall before you get there.

LINK TO HALL INFO: [UM Guesthouse](#)

### Do I need to bring bedding and towels?


Bedding IS provided by the University.

Towels ARE NOT provided.

We recommend bringing towels with you, as opposed to buying them on arrival, because it will save you a little money. But you are welcome to buy towels when you arrive, if you prefer.

*Tip: plan to donate/throw away towels at the end of the semester to save space in luggage.*

# Everyday Life



## Weather

In Maastricht, the summers are comfortable and partly cloudy and the winters are long, very cold, windy, and mostly cloudy. Over the course of the year, the temperature typically varies from 34°F to 75°F and is rarely below 21°F or above 86°F.

In Maastricht, the average percentage of the sky covered by clouds experiences significant seasonal variation over the course of the year.

- The clearer part of the year in Maastricht begins around March 23 and lasts for 6.7 months, ending around October 13.
- The clearest month of the year in Maastricht is July, during which on average the sky is clear, mostly clear, or partly cloudy 56% of the time.
- The cloudier part of the year begins around October 13 and lasts for 5.3 months, ending around March 23.
- The cloudiest month of the year in Maastricht is December, during which on average the sky is overcast or mostly cloudy 74% of the time.

Months	Temperature
Jan - March	34-50° F
April - May	43-65° F
June - Sept	54-73° F
Oct - Dec	36-58° F

# Staying In Touch



## Cell Phones

For information about cell phones abroad, please see the ASA PRE-DEPARTURE GUIDE FOR ALL PROGRAMS

## Snail Mail

All CES students are encouraged to use the CES address to receive mail. Letters will be sorted by the CES staff and distributed in the CES mailboxes opposite CES office C0.05 on the ground floor. Letters are sorted by the first letter of the students' last name. If students receive a package, they will be notified via email by a CES staff member.

Send mail to:

Maastricht University  
Student's name  
Bondefantenstraat 2  
6211 KL Maastricht  
The Netherlands

## Time Difference

The following are the number of hours BEHIND Maastricht each region is:

Pacific	Mountain	Central	Eastern
9 hours	8 hours	7 hours	6 hours

For date and time around the world, to help schedule meetings, sunrise and sunset, use the [Time and Date](#) website.

## Computers & Internet

***Should I bring a laptop? Yes! All on-campus accommodation rooms and campus buildings have Wi-Fi.***

### HELPFUL TIPS

For information about using a plug adapter with your laptop, see PRE-DEPARTURE GUIDE FOR ALL PROGRAMS